

Miniature Valves:

Toggle, Push-Button & Needle Valves > ROUTING VALVES > MULTI-FUNCTION ROUTING VALVE (MRV2-3) 10-32, 1/16" BARB to 1/8" BARB

**MULTI-FUNCTION ROUTING VALVE (MRV2-3)
10-32, 1/16" BARB to 1/8" BARB**



[larger image](#)

Design Considerations

- The Multi-Function Routing Valves are a compact Normally Open design
- Used in applications that cannot exhaust to atmosphere
- May be used in place of two valves, providing simultaneous on/off function
- Detented or Momentary Toggle Handle, 10-32 Female Ports
- Supplied with two Electroless Nickel Plated Panel Nuts and lock washer

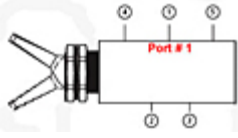
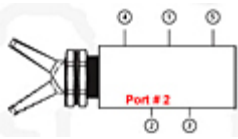
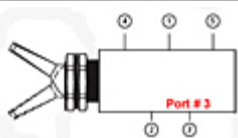
Example of how to order

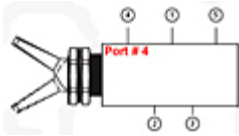
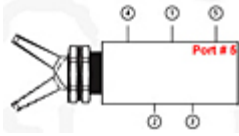
Type	Flow Option	Input Port 1	Output Port 2	Output Port 3	Input Port 4	Exhaust Port 5	Seal	Handle
Toggle Activated, Detented /3-Way	Dual 2-Way	10-32 Female	10-32 Female	10-32 Female	10-32 Female	10-32 Female	Buna	Black Nylon

Part Numbers are a description of the valve as read left to right, Input (Port 1), Output (Port 2), Output (Port 3), Input (Port 4), Exhaust (Port 5).

MRV2-3-B,10-32F,10-32F,10-32F,10-32F,10-32F,B = Toggle Activated Detented, Dual 2-Way/3-Way, Buna Seals, 10-32 Female Input x 10-32 Female Output x 10-32 Female Output x 10-32 Female Input x 10-32 Female Exhaust, Black Nylon Toggle Handle

Specifications

Material	BODY, PANEL NUTS and STEM - Electroless Nickel Plated Brass
Type	Toggle Activated (Detented), Toggle Momentary (Spring Return)
Flow Option	Dual 2-Way / 3-Way
Seal Option	Buna-N, Ethylene Propylene, Fluoroelastomer (Viton®)
Port 1 - Input for Port 3 (3-Way) ?	<p>10-32 Female, 10-32 Male 1/16 Barb, 3/32 Barb, 1/8 Barb</p>  <p>larger image</p>
Port 2 - Output for Port 4 (2-Way) ?	<p>10-32 Female, 10-32 Male 1/16 Barb, 3/32 Barb, 1/8 Barb</p>  <p>larger image</p>
Port 3 - Output for Port 1 (3-Way) ?	<p>10-32 Female, 10-32 Male 1/16 Barb, 3/32 Barb, 1/8 Barb</p>  <p>larger image</p>

<p>Port 4 - Input for Port 2 (2-Way) ?</p>	<p>10-32 Female, 10-32 Male 1/16 Barb, 3/32 Barb, 1/8 Barb</p>  <p>larger image</p>
<p>Port 5 - Exhaust for Port 3 (3-Way) ?</p>	<p>10-32 Female, 10-32 Male 1/16 Barb, 3/32 Barb, 1/8 Barb</p>  <p>larger image</p>
<p>Toggle Style and Color</p>	<p>Black Nylon, Gray Nylon, Light Gray Nylon Electroless Nickel Plated Brass, Short Electroless Nickel Plated Brass</p>
<p>Spring</p>	<p>STANDARD SPRING - 302 Stainless, 50% SPRING - 302 Stainless</p>
<p>Panel Mount Threads</p>	<p>15/32-32</p>
<p>Maximum Operating Temperature</p>	<p>180 °F</p>
<p>Flow Rate</p>	<p>2.7 SCFM at 50 psi</p>
<p>Toggle Actuation Force - Tested at 50 psi</p>	<p>Detented Standard Spring - 14 oz Momentary Standard Spring - 1 lb 6 oz</p>
<p>Compatibility Statement</p>	<p>It is the sole responsibility of the system designer and user to select products suitable for their specific application requirements and to ensure proper installation, operation, and maintenance of these products. Material compatibility, product ratings and application details should be considered in the selection. Improper selection or use of products described herein can cause personal injury or product damage.</p>
<p>Pricing and Minimum Order Requirement</p>	<p>Our Minimum Order Requirements are \$100.00 Domestic - \$250.00 International. Pricing is based on the quantity ordered. Please indicate a typical order quantity or Estimated Annual Usage when requesting pricing.</p>

[Print](#) [Back](#)