



Vertically Integrated, Made in the USA

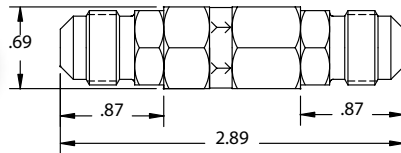
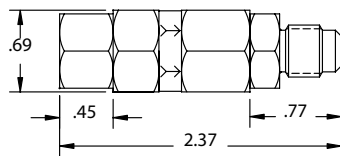
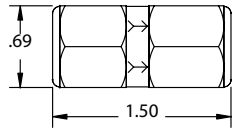
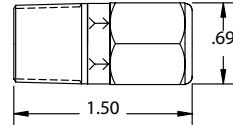
THE SPECIALTY MFG. CO.

5858 Centerville Road • St. Paul, MN 55127-6804

Tel: (651) 653-0599 • Fax: (651) 653-0989

www.specialtymfg.com • e-mail: info@specialtymfg.com

450 SERIES CHECK VALVE



Design Considerations

The 450 Series Check Valve incorporates an o-ring that is captured in a brass poppet to seal on a brass seat in the check valve body. The poppet style is an economical, general use design that provides a positive seal down to approximately 1/2 psi back pressure. The maximum operating pressure is 1200 psi. The standard body is a one piece design. The optional 45 Degree Flare Ends are available on the alternate multi-end body. UL / UR configurations are available and rated to 500 psi.

Maximum Operating Pressure — 1200 psi
Maximum Operating Temperature — 180°F
Seat Area Open Diameter — .280

Options

Material Options	Brass Body, Poppet and Stop
Seal Options	Buna-N, Ethylene Propylene, Fluoroelastomer (Viton®), Neoprene
One Piece Body Options	1/4 FNPT Inlet x 1/4 FNPT Outlet 3/8 MNPT Inlet x 1/4 FNPT Outlet
Mult End Body Options	1/4 Male Flare, 1/4 Female Flare, 3/8 Male Flare
Cracking Pressure	302 Stainless Spring – 1 psi (Standard)
Plating Options	No Plating (Standard), Electroless Nickel

Example of How To Order

Inlet End 1/4 FNPT	Outlet End 1/4 FNPT	Seal Viton®	Spring 1 psi	Plating None
------------------------------	-------------------------------	-----------------------	------------------------	------------------------

SMC Part Number: CHK BRS 450-4F4F-F

The flow arrow on the body will point from Inlet to Outlet. SMC Part Numbers are a description of the valve as read left to right, Inlet to Outlet.

Example: CHK BRS 450-4F4F-F = 1/4 FNPT Inlet x 1/4 FNPT Outlet

SMC will quote alternate materials or customize our standard products when quantities ensure competitive pricing.